



**ДОКОПАЙСЯ
ДО ЯДРА ЗНАНИЙ**



**DIG TO THE CORE OF
KNOWLEDGE**




www.learnernook.com

VIRTUAL LEARNING

Roles of Early Childhood Teachers


What is Curriculum?



What is Curriculum?



- ✓ The word Etymology: **curriculum** is "a course, especially a fixed course of study at a college, university, or school," in 1824 the word was transferred from classical Latin language which had primary word meaning as "running"
- ✓ Educational curriculum is a yearly plan of monthly units, topics by subjects, reading lists, daily activities and lesson plans



Why do you need to plan a Curriculum?



- ✓ You know what/when can you teach your children, do not invent a new bike.
- ✓ Follow the basic subjects of **Common Core Standards (CCS)** of NYS.
- ✓ Acknowledge the **age appropriate** activities and subjects.
- ✓ If you plan your monthly unit and subjects you could easily plan daily lessons and activities.



Your Curriculum



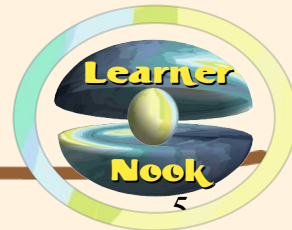
10 Monthly Units from September to June

Topics by Subjects, Reading
(3-4 stories per unit)

Calendar grid +
Letter to the parents

Special Dates, Days Off,
Announcements


Lesson Plans



How to create a monthly unit?




- ✓ Use a monthly grid for each month (see the handout examples)
- ✓ Circle the dates of official holidays and historical events in a yearly calendar.
- ✓ Write a list of words associated with each month and choose the words that may become a topic of a unit.
- ✓ The name of the unit usually related to the major topic/activity of the month and associated with science and social studies subjects.



September 2022




Monday	Tuesday	Wednesday	Thursday	Friday
5	6	7	8	9
12	13	14	15	16
19	20	21	22	23
26	27	28	29	30



September 2022




Monday	Tuesday	Wednesday	Thursday	Friday
5	6	7	8	9
SCHOOL CLOSED Labor Day	SCHOOL CLOSED	SCHOOL CLOSED	Why do children cry? "A crying cloud hand prints"	How to play blocks?
12	13	14	15	16
Musical Movements Exercises – Rolling	Read-Aloud "Humpty Dumpty"	Happy Face Art	Shape of Circle	How to play puzzles?
19	20	21	22	23
Musical Movements Exercises – Falling	Read-Aloud "Jack & Jill"	House Finger-Painting	Color Yellow	How to play Lego?
26	27	28	29	30
Musical Movements Exercises – Marching	Read-Aloud "A Goldilocks and the three bears"	Teddy Bear Mask	Concept Big-Small	How to play in the kitchen?



How to create a lesson plan based on monthly unit?



- ✓ Use monthly grid and think of what subject you are going to teach each Monday, Tuesday, etc.: ELA, math, social studies, science, art.
- ✓ How would you combine subjects of morning and evening lessons so you will teach same things with different tools.



What are the main subjects for the week?



1. Literacy
2. Math
3. Social Studies
4. Science
5. Art


Once you have determine the subjects you start to fill in activities and lesson topics.



Example




Monday	Tuesday	Wednesday	Thursday	Friday
Social Studies	Math	Literacy	Science	Art
<ul style="list-style-type: none">- Me- Family- Friends- House- Community- Country- History	<ul style="list-style-type: none">- Numerals- Shapes- Measurement- Logic games- Calendar- Time- Blocks- Lego- Puzzles	<ul style="list-style-type: none">- Reading- Listening- Letters- Sounds- Tracing- Writing- Singing	<ul style="list-style-type: none">- My senses- My body- My health- Seasons- Weather- Plants- Animals- Climate- Planet- Solar System	<ul style="list-style-type: none">- Tracing- Coloring- Drawing- Painting- Cut & Paste- Play dough- Clay- Materials: paper, cotton, grains, wood, fabric, foam, etc.



Age appropriate activity – Letter “A”




Infants	Toddlers	3-K	Pre-K
<ul style="list-style-type: none">- sound play	<ul style="list-style-type: none">- sing a letter “A” song- recognize the shape of the letter	<ul style="list-style-type: none">- Recognize letter “Aa” by shape and sound- identify words that begin with letter “A”- Trace and write the letter “A”	<ul style="list-style-type: none">- Know letter A by shape and sound- Identify upper and lower case “Aa” and being able to write it.- Recognize “A” in the beginning and in the middle of the words.- Read the sight words



Age appropriate activity – Numeral “2”



Infants	Toddlers	3-K	Pre-K
<ul style="list-style-type: none">- numeral songs- finger play	<ul style="list-style-type: none">- finger play- head, shoulders, knees, and toes- name numeral “2”- numeral songs- observe images with numbers	<ul style="list-style-type: none">- number songs- recognize numeral “2” by shape- associate two objects with the number “2”- trace and write the number “2”- make patterns	<ul style="list-style-type: none">- numbers songs- know the numeral “2” by shape- be able to write number “2”- make simple calculations such $1+1=2$ $0+2=2$- skip counting by 2- make patterns



My Web Site & E-mails



www.learnernook.com

learnernook@elitemail.org

Primary e-mail is

tanyaharlow@mail.ru

